

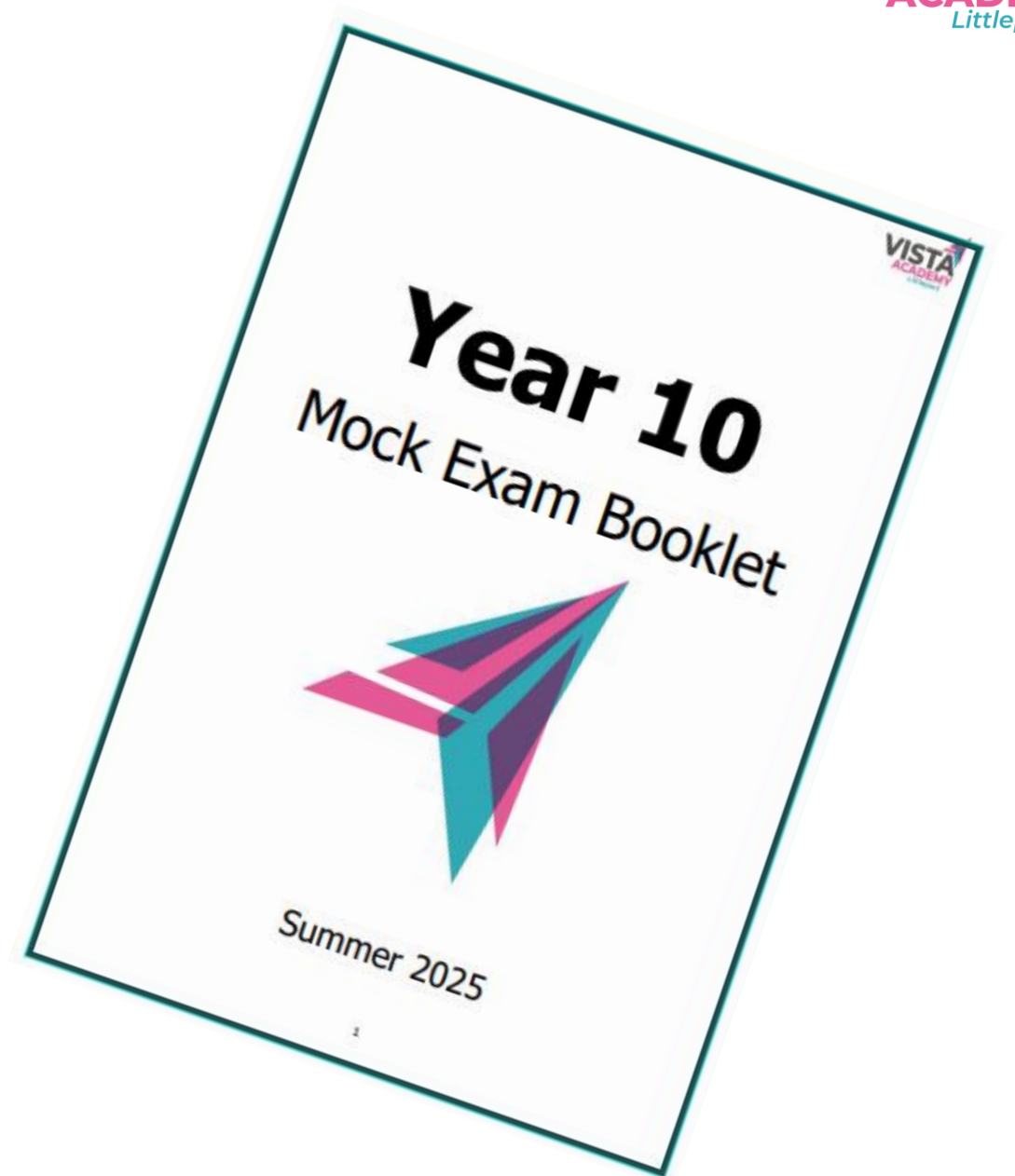


Year 10 into Year 11 Parent Forum

Summer 2025



Mock Exams

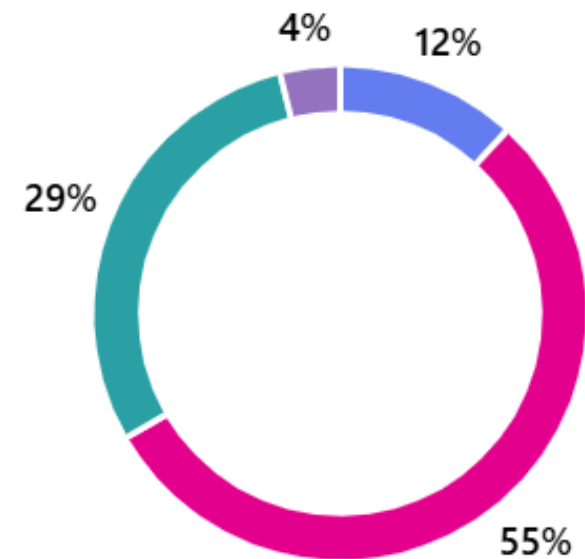




Post-mocks survey

5. Which of the following statements best reflects the revision you did for your mock exams?

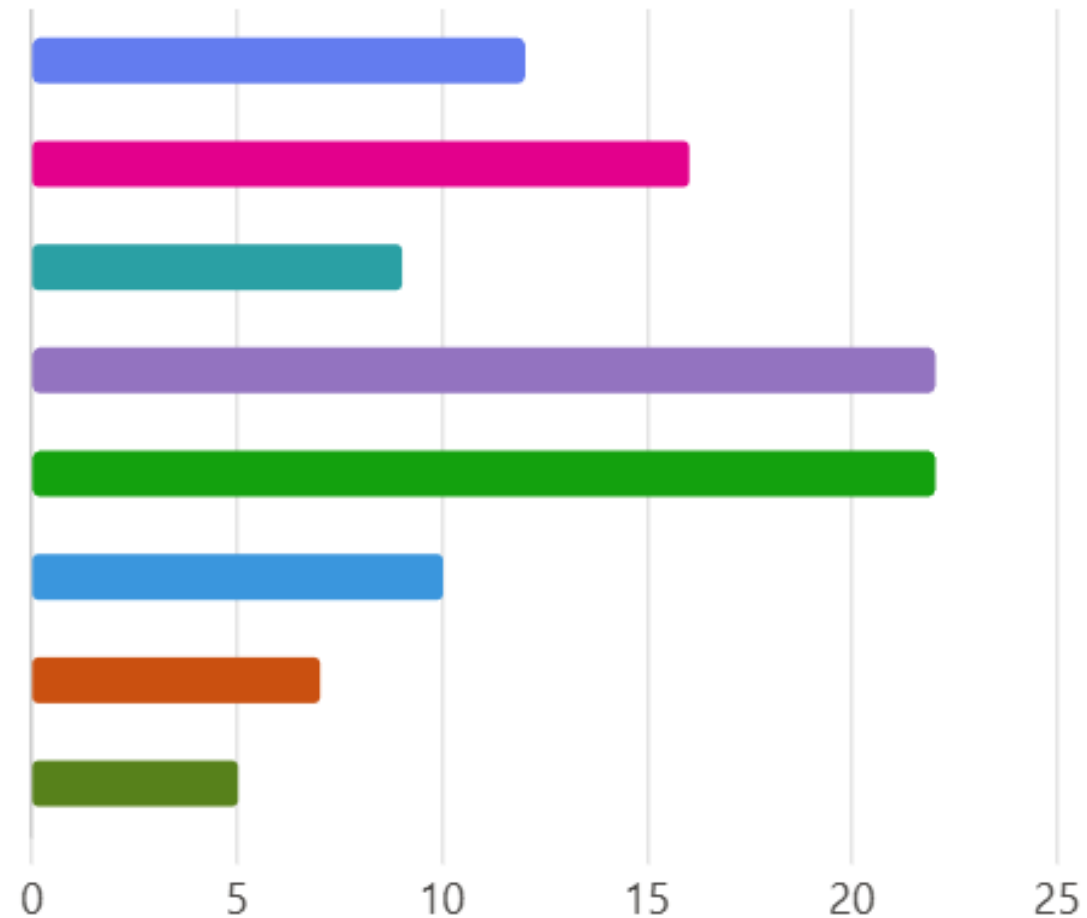
- I didn't do any revision for my mock exams
- I did a bit of revision, but could have done more to better prepare myself
- I did enough revision to effectively prepare myself
- I did more than enough revision and was confident going into my mock exams





2. Which of the following strategies did you use when revising for your Year 10 mock exams?

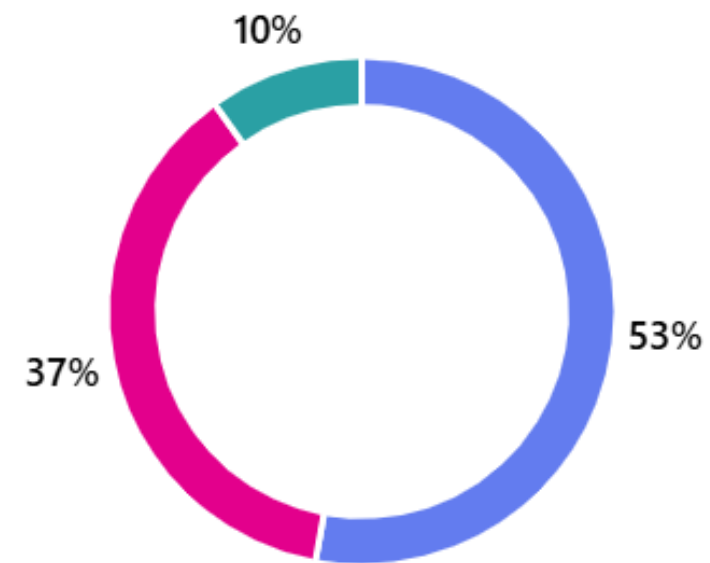
- Blurting
- Knowledge organisers
- Quizzes (including online quizzes)
- Past paper questions
- Flash cards
- Mind maps
- I didn't revise for my Year 10 mocks
- Other





7. Did you use the Year 10 Revision Team on Microsoft Teams to access revision resources?

● Yes	27
● No	19
● Other	5





Post-mock actions to prepare for Year 11

1. Student conversations
2. Summer homework
3. Year 11 mock preparation



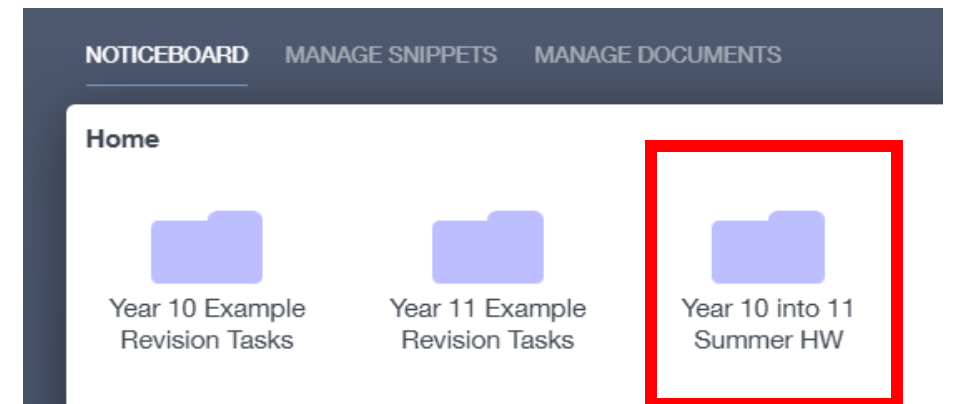

1. Student conversations

- These are in the process of taking place before the end of term
- An opportunity to reflect with a member of staff on mock outcomes and decide upon next steps
- Actions will be shared with parents, either directly if you are present, or afterwards via phone/email if the meeting is done in school hours with just the student



2. Summer Homework

- To further support students, post mock exams
 - Knowledge gap filling
 - Skill practice
- Tasks shared from Monday 7th July
 - With students in class and on Microsoft Teams
 - With home via the Noticeboard on Edulink

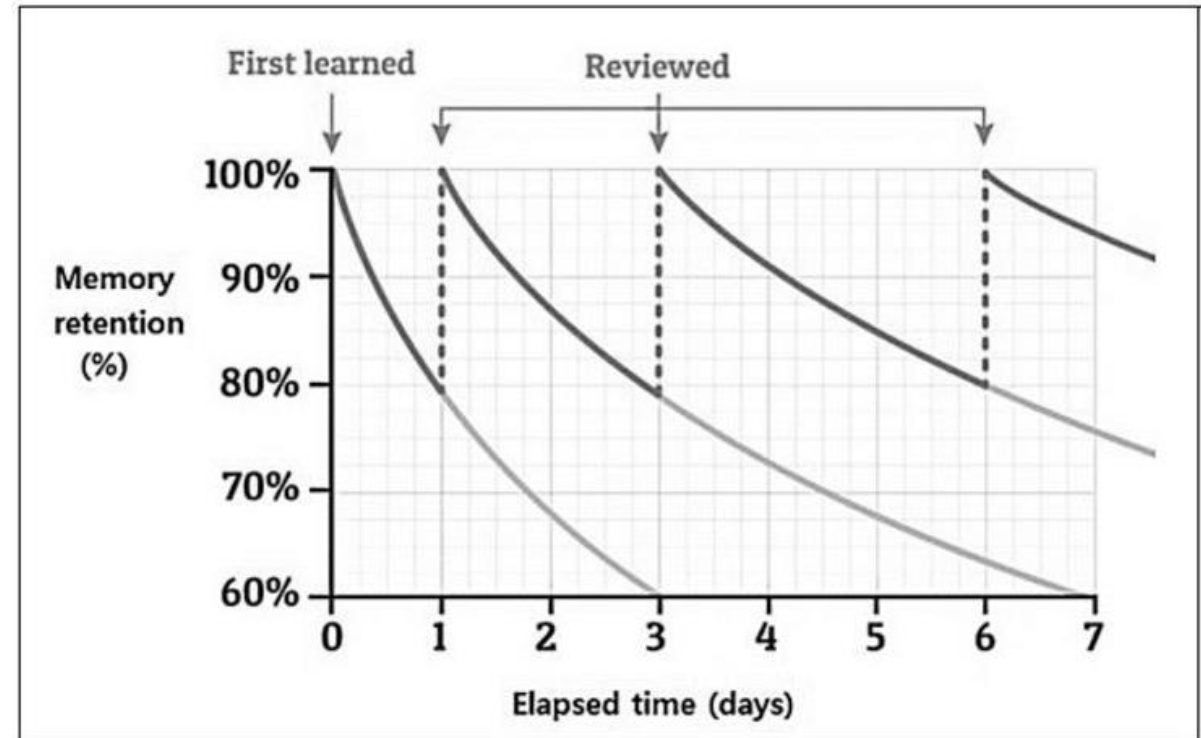




3. Year 11 mock preparation

The importance of revision

- From Cognitive Science
 - Shown that repeatedly revisiting material over a sustained period helps improve recall and retention
- In practice
 - Improves students' study skills
 - Helps with organisation and routines
 - Improves confidence in learning and makes students feel better prepared
 - Produces better student outcomes





Revision at Vista

- Misconceptions to avoid
 - Revision is reading over notes
 - Revision is done at the end of a topic or just before tests/exams
 - Last minute cramming works
- In practice
 - Day to day retrieval and practice within lessons
 - Strengthening recall and application through work at home
 - Homework
 - Revision strategies



Revision at Vista



https://vista.tela.org.uk/student-life/homework-and-revision/

A¹¹

About Vista ▾

Student Life ▾

Information ▾

Contact ▾

Welcome to the **Homework and Revision** section of our website, where you'll find a wealth of resources, tips, and tools designed to support your learning journey and help you achieve academic success.


Homework
Assignments, Submission Guidelines, and Student Support
[Go](#)

Revision Toolkit
Revision Techniques and Resources Guide
[Go](#)

Support your child
Develop Successful Study Habits
[Go](#)



Revision at Vista




Blurting



Flash cards



Mind Maps



Online quizzing



Practice questions



Revision resources



Knowledge organisers



Intervention Programme

- After-school interventions (3:10pm-4:10pm)
- Students will be invited based on their area of need
- Delivered by subject specialists
- Targeted





How to support your child

- Review outcomes of Year 10 mocks with your child
- Support with Summer homework: working on gaps identified in mocks
- Build time into a weekly routine for homework and revision
- Create a space that enables focused work
 - Yes, that includes removing the mobile phone
- Repeatedly use the 'Revision Toolkit' from the school website – strategies take time to embed and have an effect
- Support attendance at after school intervention sessions
- Familiarise yourself with the Noticeboard on Edulink:
 - Summer homework tasks
 - Revision resource bank



VALUED



INNOVATIVE



SUCCESSFUL



TEAM



AMBITIOUS

*We bring the best version of ourselves
to school every day, in every way.*

VISTAVISION

Post-16



*We bring the best version of ourselves
to school every day, in every way.*

Preparing the way ahead

- Enrichment week provider workshop
- Personal statement small groups
- Sway
- CAP evening 8th October
- 1-1 with Mrs Martin



VALUED



INNOVATIVE



SUCCESSFUL



TEAM



AMBITIOUS

*We bring the best version of ourselves
to school every day, in every way.*

VISTA VISION



Post-16 Enrichment Week Workshops

Thursday 17th July

Hills Road

Study Skills, Revision & Independent Learning

Chesterton

Interview Confidence and Personal Presentation

CWA

Vocational Pathways & Apprenticeships

CRC

Employability skills

Bishop Laney

Post-16 Life: Budgeting, Travel, and Responsibility



P-16 Applications

- Mocks and P-16 grades – whole year and mocks
- Behaviour - specific information
 - relationship with staff and students
 - suspensions
- Attendance
- Work Experience
- Reference from Tutor and checked by SLT

Final Reference

Which of the following best describes your recommendation?

- ☒ Fully supported with no reservations
- ☐ Supported with minor reservations
- ☐ Significant reservations/concerns

Comment

Characteristics	Good	Acceptable	Concerned	Comment
Punctuality	<input checked="" type="radio"/>	<input type="radio"/>	<input type="radio"/>	<div></div>
Behaviour	<input checked="" type="radio"/>	<input type="radio"/>	<input type="radio"/>	<div></div>
Commitment to Learning	<input checked="" type="radio"/>	<input type="radio"/>	<input type="radio"/>	<div></div>

Timeline – P-16 application

September

Application window opens

Parents/carers support submission & interviews

Personal statements can be updated

December

Deadline to apply for at least **2 courses**:

Aspirational

Confident



Timeline continued

Jan – Easter

Guidance interviews (Teams or in-person)

February

National Apprenticeship Week

Parents/carers to help secure apprenticeships

Vacancies shared in weekly newsletter



Personal Statement

1. **Introduction** – Who they are and their ambitions
 2. **School Subjects** – Strengths and key skills
 3. **Responsibility** – Leadership or mentoring roles
 4. **In-School Extras** – Drama, clubs, events, sports
 5. **Work Experience** – Skills gained and usefulness
 6. **Outside Interests** – Hobbies, volunteering, awards
 7. **Future Plans** – Career goals and motivation
- **How You Can Help:**
 - ✓ Encourage applications early
 - ✓ Support with personal statement writing
 - ✓ Help search for apprenticeships
 - ✓ Ensure they attend interviews and open days

Do not use ChatGPT!

Have you tried *CiCi*
the careers chat bot?



Scan the QR code or visit:
[Vista Academy Chatbot CiCi](#)

Features include:

- Engaging activities for jobs discovery
- Courses, T Levels & Apprenticeships
- Job Information and vacancies
- Career insights
- Decision making
- Volunteering
- CV Support
- Self-employment
- UCAS & exam results



Sentence starters

My name is...

I am currently a student at...

My hobbies and interests are...

The subjects I am interested in studying are...

I am interested in these subjects because...

In the future, I hope to...

My strongest subjects are...

These subjects suit me because...

I manage my learning and deadlines by...

I stay motivated when...

I will contribute to the college by...

My future goals include...

I am excited about...



VALUED



INNOVATIVE



SUCCESSFUL



TEAM



AMBITIOUS

*We bring the best version of ourselves
to school every day, in every way.*

VISTA VISION

[About our prospectus](#)

Welcome to MyChoice16, your Online Careers Gateway.

MyChoice16 is an online prospectus and application system for young people to apply to school sixth forms, colleges and training providers.

Anyone can browse the prospectus to find out more about courses and opportunities, but to make an application you will need your log in details.

[Browse Courses >](#)[Login >](#)

Upcoming Events

Keep an eye out for upcoming open days and evenings as well as any other special activities going on in the area.



📅 September 27, 2023
17:30 - 20:30

College of West Anglia - A-Level Open Evening - King's Lynn campus

College of West Anglia (King's Lynn campus)



📅 October 7, 2023
09:00 - 12:30

College of West Anglia - Open Morning - King's Lynn campus

College of West Anglia (King's Lynn campus)



📅 October 7, 2023
09:00 - 12:30

College of West Anglia - Open Morning - Sports campus

College of West Anglia (Sports Campus)



Your Account

Get the most out of all the MyChoice18 services you use.

Welcome back, Janet

What do you want to do today?

Apply

You need to fully complete both your profile and next steps before you can make an application.

Your profile

A record of your information.

Status incomplete

[Update your details](#) >

Intended Destination

Where you plan to go after year 11?

Status complete

[Change destination](#) >

Your Applications

Management centre.

[Create or Review applications](#) >

At a glance...

Everything you need to know about in one handy place.

1

Messages

You have new messages to read

1

Your Profile

Only 1 more section left to complete your profile

Tools

This is where you can access additional packages.

Message centre

You have **1 new message**.

[Create a new message](#) >

[View your inbox](#) >

Your favourites

Add and remove saved courses.

[Manage your list \(28\)](#) >

Privacy & personalisation

Your data and preferences that help make our services more useful to you.

Account Settings

[View your options](#) >

Privacy Settings

[View your options](#) >



Your profile

Your individual user information that is used for creating your applications.

[← Back to your account](#)

This is all about you, Janet.

In order to complete your profile, please work through and complete each of the sections.

Personal Details

Please make sure your personal email address is correct so that you can be contacted by the provider when you leave school

Status complete

[Update details >](#)

Address

Information about where you live.

Status complete

[Update details >](#)

Health

Information given on this section will not affect your application, but will ensure that you are supported by the provider. Please check the drop down list by clicking Yes - if nothing applies then click No.

Status complete

[Update details >](#)

Parental Information

Contact details of your parent, carer or guardian.

Status complete

[Update details >](#)

Your qualifications

List all your qualifications from secondary education onwards.

Status incomplete

[Update details >](#)

Work Experience

This section is all about the work experience you have had, including any part time jobs, and references.

Status complete

[Update details >](#)

Your personal statement

Your personal statement helps us to learn about you; what your hobbies and interests are and what you might want to do after year 13 - we can get to know you, before we meet you!

Status complete

[Update details >](#)

Equality and Diversity

This section is all about who you are and what you believe.

Status complete

[Update details >](#)

What's next?

Once your profile is complete you can create an application or use your other tools.

Print your profile

[Create a PDF >](#)

Add courses to favourites

[Search courses >](#)

Create an application

[Create/View applications >](#)

Message centre

[View your messages >](#)

The profile is the main part of any application and will be attached to different courses for each college application

It is really important that every part of your profile is completed accurately, especially contact emails and phone numbers after leaving the school.

Your qualifications will be uploaded by the school so there are 7 areas of your profile that must be completed before an application is sent on.

[← Back to your profile](#)

Personal Details

This section covers information about you.

Forename(s) *

Surname (family name) *

Preferred First Name

Preferred Last Name

Date Of Birth

For example, 12 10 2004

Day

Month

Year

Home Phone No.

Personal Phone No.

Personal Email Address *

School Email Address

Sex

Gender Identity

At a glance...

How much have you completed?

✓	Personal Details
✓	Address
✓	Health
✓	Parental Information
✗	Your qualifications
✓	Work Experience
✓	Your personal statement
✓	Equality and Diversity



At a glance

Shows the progress of your profile – a green tick = complete, a red cross = incomplete.

You can go back and change any part of your profile up until it is sent by the school.



[← Back to your profile](#)

Health

Information about your health.

Learning difficulty, disability or health problem *

Do you consider yourself to have any medical disability, learning difficulty or other health problem?

☒ Yes* ☐ No*

Please provide more details

- ☐ Asperger's syndrome
- ☐ Autism spectrum disorder
- ☐ Disability affecting mobility
- ☐ Dyscalculia
- ☐ Dyslexia
- ☐ Hearing impairment
- ☐ Mental health difficulty
- ☐ Moderate learning difficulty
- ☐ Not provided
- ☐ Other disability
- ☐ Other learning difficulty
- ☐ Other medical condition (for example epilepsy, asthma, diabetes)
- ☐ Other physical disability
- ☐ Other specific learning difficulty (e.g. Dyspraxia)
- ☐ Prefer not to say
- ☐ Profound complex disabilities
- ☐ Severe learning difficulty
- ☐ Social and emotional difficulties
- ☐ Speech, Language and Communication Needs
- ☐ Temporary disability after illness (for example post-viral) or accident
- ☐ Vision impairment

At a glance...

How much have you completed?

✓	Personal Details
✓	Address
✓	Health
✓	Parental Information
✗	Your qualifications
✓	Work Experience
✓	Your personal statement
✓	Equality and Diversity

It is really important that you click yes on the health section to make sure you identify any issues.

Colleges need to know this information in advance so that they can support you once enrolled.

This information will not influence your application in any way.

Likewise for SEND.



The next part is for September

- The Cambridge Area Partnership will release dates for when applications can start

When you have completed your profile and destination section it is time to make your applications.

Three applications should be enough and three or more courses per application.

There is only one application per college.

Apply

You need to fully complete both your profile and next steps before you can make an application.

Your profile

A record of your information.

Status Incomplete

Update your details >

Intended Destination

Where you plan to go after year 11?

Status complete

Change destination >

Your Applications

Management centre.

Create or Review applications >

Tools

This is where you can access additional packages.

Message centre

You have **1 new message.**

Create a new message >

View your inbox >

Your favourites

Add and remove saved courses.

Manage your list (28) >



Hi Janet, you've got this!

You can create a new application or review your existing applications.

To create an application follow these steps.

Step 1



Find

Search for a course that interests you.

Step 2



Add

Add the course to your favourites list.

Step 3



Apply

Click Create a new application and get started.

Standard Application

This is **the most popular** application and can be used for any provider.



Create a new application



Opportunities

Helping you to make the right choice.



Search for opportunities

What do you want to study?

Full time courses



Search



Full time courses

Browse our range of both vocational and academic courses and get your career off to a flying start.



Employer courses

Browse our range of work related courses



Provider apprenticeships

Browse our range of provider apprenticeship courses



Jobs

Browse our range of courses

Your Local Online Careers Gateway

We know it can sometimes be difficult to find what you are looking for, so if you have any questions or suggestions just ask and get in touch with us!



Useful links

[Information & Guidance](#)

[Opportunities](#)

[Labour Market Information](#)

[Get in touch](#)

Other websites

[Success at School](#)

[National Careers Service](#)

[Icould](#)



Full time courses

Course Finder

[< Back](#)

Search for courses

geography

Postcode (optional)



Distance (optional)

within 10 miles



Search

Enter either the postcode where you live or where you would like to travel from.

Not quite sure what you're looking for or where to start? Try searching...

By Provider

By Sector

By Qualification

By Level

By Area



Full time courses

Course listing

Showing 17 out of 17 available courses.

[< Back](#)

Filters

Select the type of course you're interested in to filter your results.



Enter either the postcode where you live or where you would like to travel from.

- Any Distance -



2023-2024



- All Areas -



- All Qualifications -



- All Sectors -



- All Levels -



- All Providers -



A Level Geography

The Oakes College Cambridge

GCE A/AS Level or Equivalent Level 3



A Level Geography

Bishop Laney Sixth Form

GCE A/AS Level or Equivalent Level 3



A Level Geography

Hills Road Sixth Form College

GCE A/AS Level or Equivalent Level 3



A Level Geography

St.Ivo Academy with Sixth Form

GCE A/AS Level or Equivalent Level 3



A Level Geography

Abbey College Ramsey

GCE A/AS Level or Equivalent Not Set

The filter can be used to specify your search.

In this example all the geography courses on the prospectus can be viewed.





[← Back to search results](#)


A Level Geography

The Oakes College Cambridge

Queen Edith's Way, Cambridge, Cambridgeshire, CB1 8NN


 GCE A/AS Level or Equivalent  Level 3



Available start dates

Friday, 01 September 2023

 The Oakes College Cambridge  2 Year(s)  Part of a full time programme

 Daytime/working hours


 [Add to Favourites](#)













Please make sure you add all your course choices for this provider to your application form as they only accept one application per candidate.

Image gallery

Click on any image to enlarge.



Similar Courses

-  A Level Art, Craft and Design / Fine Art
-  A Level Biology
-  A Level Business
-  A Level Chemistry
-  A Level Drama and Theatre
-  A Level Economics
-  A Level English Language and Literature
-  A Level English Literature
-  A Level Film Studies
-  A Level Further Mathematics

[+ View all similar courses](#)

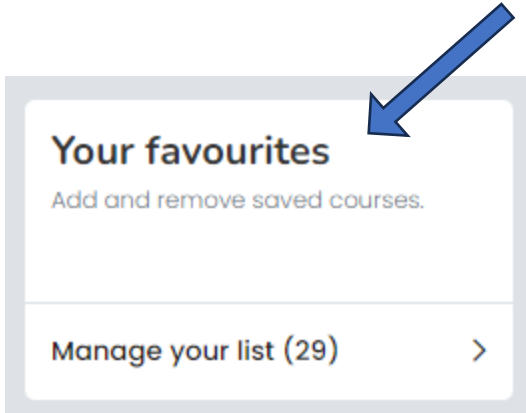
Added to favourites

A Level Geography has been added.

[Thanks](#)

Each course will have the same information sections.

To make an application you must favourite courses that you are interested in. These can be deleted and added to as you go along.



As you start to favourite courses, the system stores them under the colleges.

The favourite section can be used to add or delete courses following advice and guidance.

Favourites

[← Back to your account](#)

Compare and organise

These are the courses/opportunities you've added to your favourites list, grouped by provider.

Bishop Laney Sixth Form	
A Level Geography Level 3 (01/09/2023)	View Remove
A Level Chemistry Level 3 (01/09/2023)	View Remove
A Level Art & Design (Fine Art) Level 3 (01/09/2023)	View Remove
Cambridge Maths School	
A Level Maths and Further Maths Level 3 (01/09/2023)	View Remove
A Level Biology Level 3 (01/09/2023)	View Remove
A Level Chemistry Level 3 (01/09/2023)	View Remove



Your Applications

Management centre.

Create or Review applications >



Back to your account and then create an application.

Your favourited courses and colleges will appear on the drop down

Choose a provider

Select the provider for this application.



Janet, let's pick the provider you're applying to.

Choose from the list below.

Please select...



Save and continue

Cancel



Please select...

Favourites

Bishop Laney Sixth Form
Cambridge Maths School
Cambridge Regional College
College of West Anglia
Comberton Sixth Form
Hills Road Sixth Form College (Not currently accepting online applications)
Long Road Sixth Form College
Longsands Academy
Parkside Sixth
St Ivo Academy
The Oakes College Cambridge

Others

Abbey College
Cambridge Academy for Science and Technology
Chesterton Community College
Hinchingsbrook School
Impington International College
Neale -Wade Academy

Please select...

Save and continue

Cancel



Once you have chosen a provider from the drop down the system will take you to the favoured courses where you can add them to create an application.

Course choices

For Bishop Laney Sixth Form (658907)

[< Back to your application](#)

It is time to choose...

Select each course you would like to include in your application.

1. Add a course from your favourites list.

Bishop Laney Sixth Form	Browse courses
A Level Art & Design (Fine Art) (01/09/2023)	Add course
A Level Chemistry (01/09/2023)	Add course
A Level Geography (01/09/2023)	Add course

2. Double-check your choice and order by preference.


Please note - any courses with a red background are no longer available and need to be removed from your application.

Until you add at least one course, you cannot progress with your application.



Are you ready, Janet?

Your Application ID is 658907. If you have any problems, please refer to this number.

 This application has not been sent yet.

Personal Details

Status 

Update details >

Address

Status 

Update details >

Health

Status 

Update details >

Parental Information

Status 

Update details >

Your qualifications

Status 

Update details >

Work Experience

Status 

Update details >

Your personal statement

Status 

Update details >

Equality and Diversity

Status 

Update details >

Course Choices

No course chosen.

Status 

Add/remove courses >

Review & Send Your Application

Status 

Review and send >



Send application

Bishop Laney Sixth Form (658907)



Review your details

Take your time to check all the information is correct.

Personal Details

Forename(s)

Test

Surname (family name)

Student 2

Preferred First Name

Janet

Preferred Last Name

Harris

Date Of Birth

19/07/2016

Home Phone No.

+447858252542

Personal Phone No.

101010101010

Personal Email Address

harris_janet@outlook.com

School Email Address

harris_janet@outlook.com

Sex

Male

Gender Identity

Once you have chosen your courses and made an application you will be able to review your details before it is sent to school's hold.

This can be edited.

Course Choices (in preference order)



1

A Level Art & Design (Fine Art) (Level 3)

2

A Level Chemistry (Level 3)

3

A Level Geography (Level 3)


Why have you chosen the course(s)?

|||||

Edit Course Choices

Preference

Application Preference *



Please select if this provider is your first/second etc. choice, as a place to study the courses on this application

Please Select...



Additional support

Will you need support at your College interview? *

If you answer yes to this question, the college may contact you for further information

No



At the end of the application review process, you will be asked to preference your course choice with 1 being first.

You will also be asked to state your application preference. First choice college, second choice and so on.



Consent

Please note that if you do not consent your on-line application will not be shared and you will have to apply using a different format. Please contact the provider directly to find out more.

- ☐ I have read and give my explicit consent for the personal information about me that is saved on this site to be held by Cambridge County Council, and for this information to be shared with my existing and other educational institutions. This includes schools/academies, colleges and training providers to whom I apply. This data will be shared for the purposes described in, and processed in accordance with, The General Data Protection Regulation (GDPR) (EU) 2016/679 and the Data Protection Act 2018 [subject to Royal Assent], and outlined in the site's Privacy Notice. The information will only be processed for the purposes of training and education and the provision of grants and benefits.
- ☐ To fully support your progress, do you also give consent for your post-16 provider to provide your current school with information about you such as your enrolment with them, your course, qualifications achieved and your destination when you leave them?
- ☐ I have reviewed the application, I'm satisfied with the contents and wish to send it to the provider.

Send your application

Cancel

You will be asked to give consent for 3 aspects of the application.

1. That you agree to sending your data to the colleges etc
2. That you agree to your school asking the college for any information on your progress.
3. That you are happy with your choices

- When you press the send button your application will not be sent to the college or sixth form.
- It will go into 'schools hold' and remain in the school system.
- This is to allow your form tutor to add a reference and for the staff at school to check that your application is accurate.
- All applications will be sent by your school.
- As you get responses to your applications you will be notified via email of any messages that need to be responded to about your application.

As you get responses to your applications you will be notified via email, and these can be seen in your messaging centre, in the tools section of your account

Tools

This is where you can access additional tools

Message centre

You have 1 new message.

Create a new message >

View your inbox >

MyChoice16

Get In Touch Your account Log out

Home Opportunities Events Information

Message centre

The message centre lets you manage your messages all in one place.

< Back to your account

+ New message

Inbox 1

Sent Mail

Drafts 0

Archived

Refresh

👁

📄

<input type="checkbox"/>	#	From	Subject	Date
<input type="checkbox"/>	📧	Cambridge Maths School	Application Status Change	07/11/2022 10:34
<input type="checkbox"/>	📧	Cambridge Maths School	Application Status Change	07/11/2022 10:36













In conclusion.....


When applications have been made, they can be viewed in the application section, and if there is a message connected to the application, the envelope on the right-hand side will indicate this. An application can be withdrawn at any time, but only if you are sure, that you do not want the application to go to the provider. Don't withdraw an application if there is just a change of course etc., as the post 16 centre can do this for you If you message them with the details.

Existing applications

Check back often to see any changes.

Draft

	Bishop Laney Sixth Form (658907) A Level Art & Design (Fine Art) A Level Chemistry A Level Geography	<div>Continue</div> <div></div> <div>PDF</div> <div></div>
	Bishop Laney Sixth Form (658949)	<div>Continue</div> <div></div> <div>PDF</div> <div></div>
	Cambridge Maths School (658951)	<div>Continue</div> <div></div> <div>PDF</div> <div></div>
	Longsands Academy (658952)	<div>Continue</div> <div></div> <div>PDF</div> <div></div>





*We bring the best version of ourselves
to school every day, in every way.*